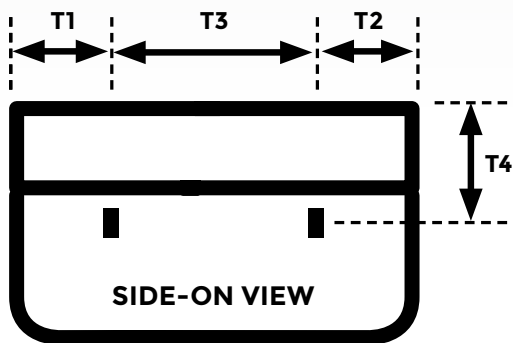


How to measure your spa cover correctly

C

Measuring location of catches

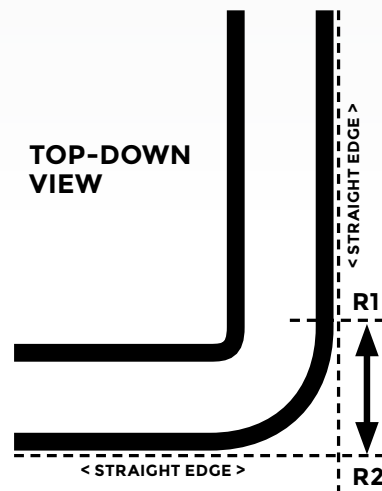
Measure distance (T1 & T2) from each outer spa edge to centre of catch. If more than one catch per side also measure distance between catches (T3). Then measure from top of the spa (**not the spa cover**) down to center of catch (T4).



R

Measuring the outer radius

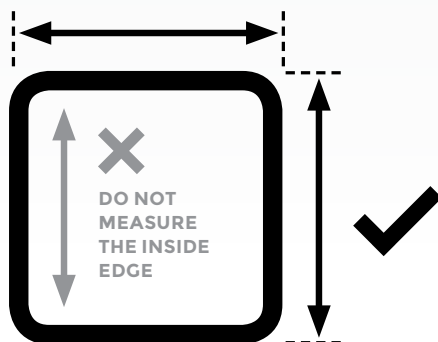
Measure from beginning of curve (R1) to point where both straight rules meet (R2)



S

Measuring each side

Measure the outside dimensions of your spa.



L

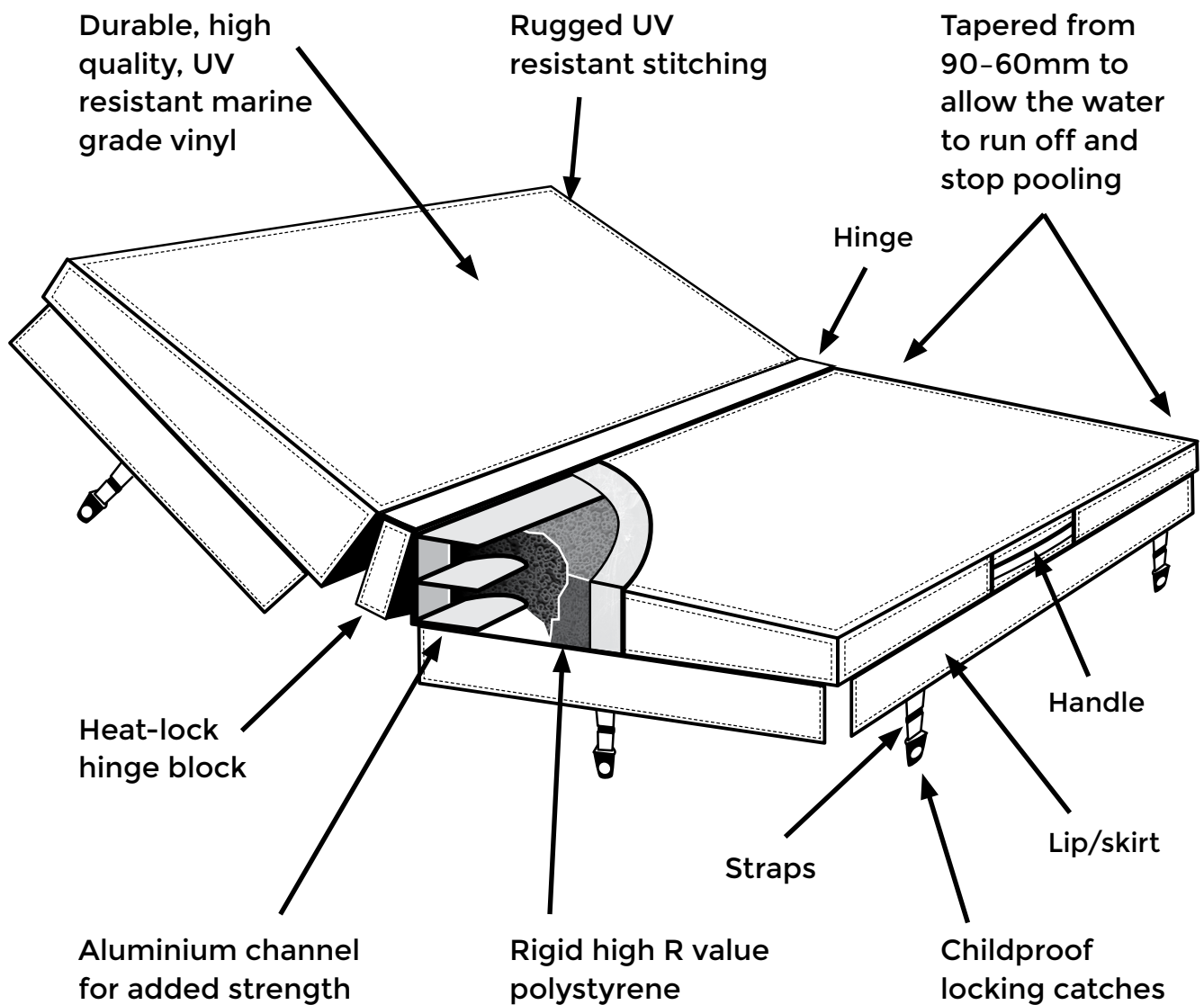
Measuring the lip

Measure from top surface of spa shell down to where it meets cabinet, deck or tile.





Spa Cover Construction



NOTE:

Stock and generic covers may have different latch locations. All covers include new locking latches. If the latch placement does not match yours, you may have to install the new latches in a different location.

Contact us for a custom cover if you need specific latch placement.

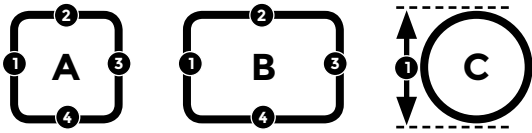
SPA COVER ORDER FORM — SCAN AND EMAIL OR FAX TO SPA STORE

EMAIL HELP@SPASTORE.COM.AU CALL 1300 556 558 FAX (02) 4910 9059

Name: _____ Order # (Spa Store Office): _____
Email: _____ Phone: _____
Address: _____

View how to measure your spa cover video: <https://youtu.be/K5G7ZZayGq8>

[CLICK TO WATCH VIDEO](#)



Hinge From: 1-3 2-4

What shape is your spa? (see above, tick appropriate box):

A B C Other (if a different shape than these. Please see the pages below or contact us.)

R Radius in mm: _____

S Length of each side in mm (see above diagram):

1. _____ 2. _____ 3. _____ 4. _____

C Location of catches in mm: (NEW LOCKING LATCHES ARE INCLUDED. YOU MAY NEED TO DRILL NEW HOLES.)

T1 + T2 + T3 = Length of side with straps. If straps are on four corners, note instead of T1 and T2.

Side 1. T1. T2. T3. T4. Side 2. T1. T2. T3. T4.

Side 3. T1. T2. T3. T4. Side 4. T1. T2. T3. T4.

L Height of lip in mm: _____

Make and model of spa if known: _____

COLOUR: PLEASE NOTE: COLOURS MAY VARY DEPENDING ON SCREEN SHADING AND PRINT OUTPUT AND ARE INDICATIVE ONLY.



Slate (Charcoal)



Chocolate



Tan (Sandstone)



Navy Blue



Burgundy

Your signature: _____

TERMS AND CONDITIONS SPECIFIC TO SPA COVERS:

These terms and conditions are not exclusive of but are an addition to the Spa Store Standard Terms and Conditions.

Please be advised that all our spa covers are custom built for you. We build them to the dimensions supplied by you using this measurement sheet.

Date: _____

By signing you are accepting and agreeing to the terms and conditions.

Measurements:

- Please read our instruction sheet and contact us if you have any questions.
- Please take extra care while taking the measurements and check them carefully before sending to us. Do ensure that they are clearly written.
- We will not accept a return, exchange or refund because of incorrect measurements supplied by you.

Colour:

- Choose the colour of your spa cover keeping in mind that the colours that you see on our site are only representations and can look different from the actual colour because of your monitor settings.
- We will not accept a return, exchange or refund because of colour issues.

Please note: New locking cover latches are included and your old latches may need to be removed and new holes drilled for the new new latches. We cannot guarantee the exact placement of your latches.

If your spa has any other custom features that are required, you must inform us at the time you submit the measurement sheet.

By signing and dating this measurement sheet you agree with the above terms and conditions and agree that the listed dimensions and colour selection are final.

Notes:

Hex Measuring Sheet

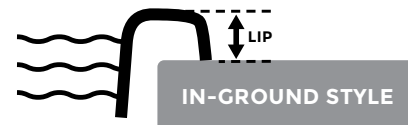
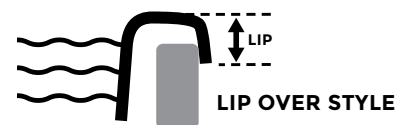
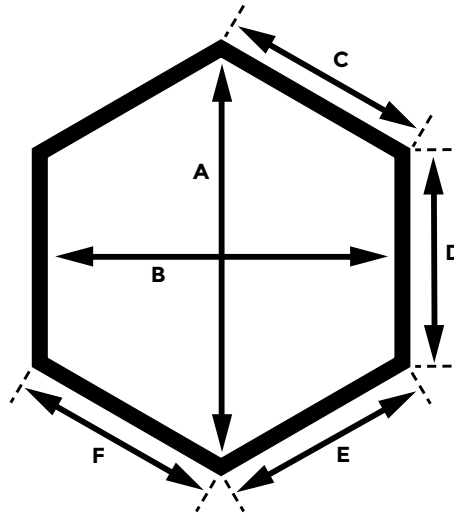
1. MEASURE THE CRITICAL DIMENSIONS OF YOUR SPA
A, B, C, D, E, F

2. CHOOSE ONE LIP STYLE AND PROVIDE ITS MEASUREMENT

3. WHICH DIRECTION FOR THE HINGE? A or B

4. PLEASE NOTE ON THE DRAWING WHERE THE STRAPS ARE LOCATED

5. WHAT IS THE LENGTH OF THE TIE DOWN STRAPS?



Measurements in mm: A. B. C. D. E. F.

Lip Style: _____ Lip Measurement: _____ Hinge Direction? A B Strap Length: _____

Octagonal Measuring Sheet

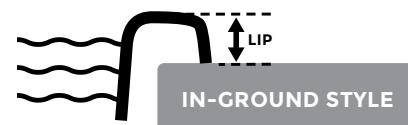
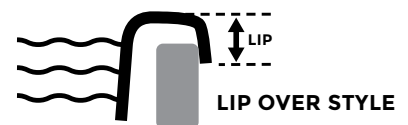
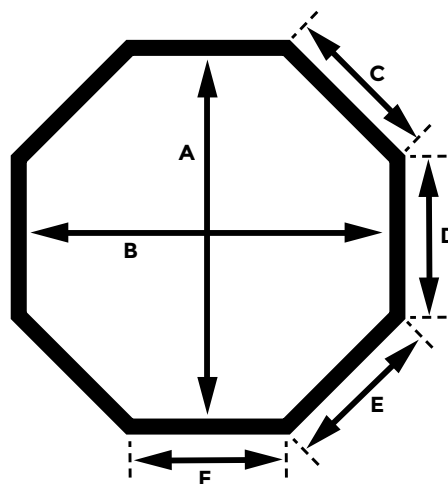
1. MEASURE THE CRITICAL DIMENSIONS OF YOUR SPA
A, B, C, D, E, F

2. CHOOSE ONE LIP STYLE AND PROVIDE ITS MEASUREMENT

3. WHICH DIRECTION FOR THE HINGE? A or B

4. PLEASE NOTE ON THE DRAWING WHERE THE STRAPS ARE LOCATED

5. WHAT IS THE LENGTH OF THE TIE DOWN STRAPS?



Measurements in mm: A. B. C. D. E. F.

Lip Style: _____ Lip Measurement: _____ Hinge Direction? A B Strap Length: _____